









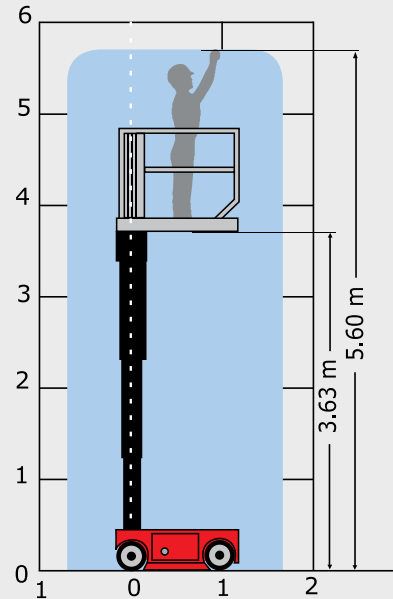
60 V

TECHNICAL DATA SHEET



60 V

		60 V
	Working height	5.60 m
	Platform height	3.63 m
	Capacity	227 kg
	Number of persons (indoor/outdoor)	2/1
	Basket (width and length)	0.74 m x 0.96 m
	1. Overall width	0.76 m
	2. Overall length	1.36 m
	3. Overall height	1.70 m
	4. Interior turning circle	0.37 m
	5. Exterior turning circle	1.40 m
	6. Ground clearance	0.76 m
	7. Wheelbase	0.98 m
	Speed of forward movement	3.20 kph
	Working speed	0.65 kph
	Maximum slope accessible	25 %
	Maximum tilt	3% / 2°
	Tyres	30.50 mm dia.
	Driving wheels	2 (front)
	Steering/directional wheels	2 (front)
	Weight	780 kg
	(varies according to options & standards of the country)	
	Batteries	220 Ah / 24 V
	Integrated charger	20 Ah / 24 V



Standard equipment

- Proportional switches/levers
- Forward movement possible at maximum height
- Sound and visual alarm in case of excessive slant and overload
- Integrated charger
- Emergency manual descent
- Negative braking system
- Sound warning system inside the platform
- Hour meter
- Indication of state of charge of batteries
- Hooks for sling loading/lifting
- Integrated diagnostic aid
- Anti-roll bar
- Tyres with non-marking edges

Optional equipment

- Initial certificate of verification prior to entry into service
- Safety harness

